



# IMP0106

## *Type label specification*

<b>Document ID</b>	<b>IMP0106</b>
<b>Version</b>	<b>09</b>
<b>Reviewed by</b>	
Date	By
2024-05-15	Juha Jaakola / Supply Chain Engineer
<b>Approved by</b>	
Date:	By
2024-05-15	 Thomas Matzen, QA/RA

The information contained in this document is of a proprietary and confidential nature and is intended only for the persons whom it is directly transmitted by C-RAD. Any reproduction of this document in whole or part, or the divulgence of any of its contents without the prior written consent by C-RAD is prohibited. This document is subject to change without notice.

## Document History

Version	Date/Reference	Author/Comment
01		First version
02		Text HZ-009 added
03		Text regarding input & fuses added
04		Text changed for Input current
05	2018-04/ECO1240	JN/Serial number now starts with HZ-009.02
06	2019-03/EA1465	JN/Changed CE mark: CE 0123
07	2020-06/ECO2520	Updated label design, new manufacturer address.
08	2022-02-08/EA-2828, EA-2830	JB, Increased font size on text sections. Changed current marking to "1.0-0.5A".
09	2024-05-14/ECO- 3013	HP: Serial number for components and devices of Catalyst+ now indicates if its produced by Innokas or Scanfil. Remove CE and MD mark from Labels and changed REF no.

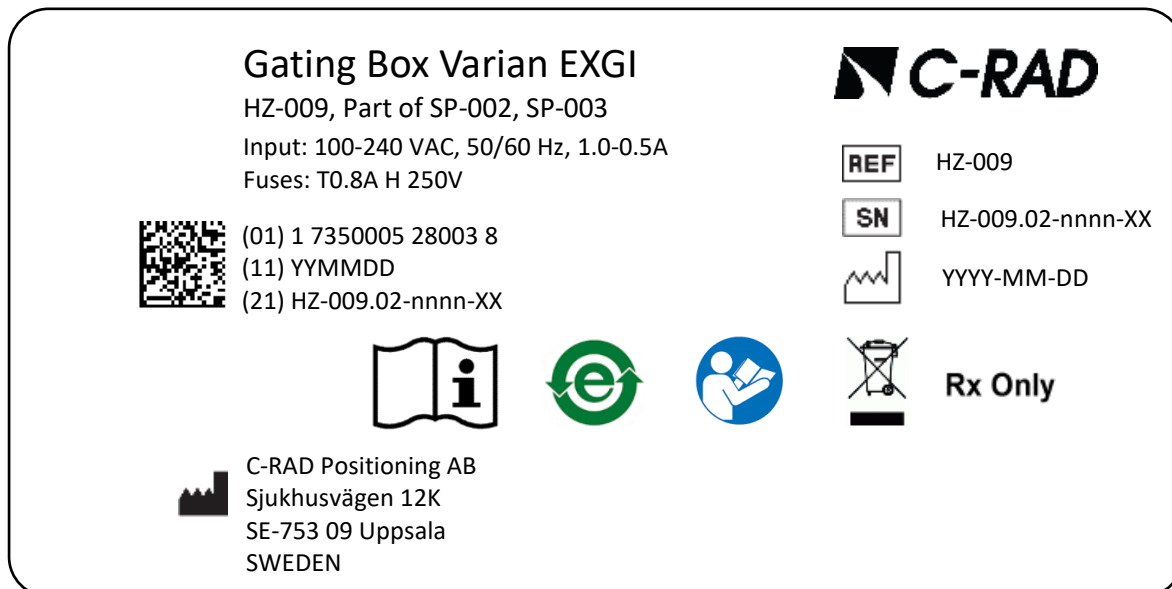
Note:

Latest document revision changes are indicated by a vertical line to the left of the text.

## HZ-009 Type Label IMP0106

### Label specification

The label shall contain the following text and symbols:



- The measurements of the labels are 72 x 36 mm; the label material is silver matt with black text (metalized permanent polyester).  
Order reference: BPT-B7563-72x36mm-PIC MOO (Brady).
- Update the Manufacturing date “YYMMDD” and “YYYY-MM-DD”, System serial number “nnnn”.
- Update “-XX” with “-SF” only if produced by Scanfil. Otherwise leave blank.
- The HZ-009 gatingbox may be part of either SP-002 or SP-003 system configurations. The UDI label shall however state DI number 17350005280038, representing SP-003.
- All the symbols shall be visible.
- For every hundred label delivered take a random selection of two labels, attach them to a surface equivalent to the gating box and perform the following tests:
  - The label shall be removable with a tool only or by appreciable force.
  - Rub markings by hand, without pressure, first for 15s with a cloth rag soaked with distilled water, then for 15 s with a cloth rag soaked with methylated spirit at ambient temperature and then for 15 s with a cloth rag soaked with isopropyl alcohol. Markings shall be clearly legible after the test.